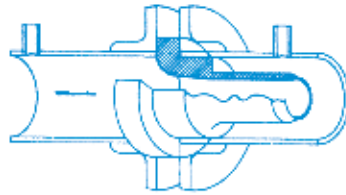


Dimensions Are In Inches - Weights Are In Pounds

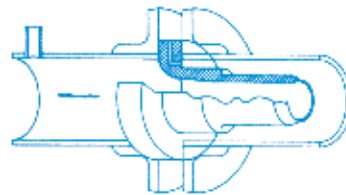


FLANGED



WELDING HOLDING RING TYPE

This nozzle is designed with a flange at the entrance of the nozzle. This allows installation between standard ANSI pipe flanges. It is used with standard pipe tap connections.

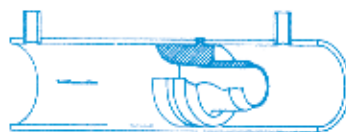


FLANGE TAP



THROAT TAP

This nozzle is similar to the flanged flow nozzle except the flanged part is thicker to allow for the downstream pressure tap. This eliminates drilling and tapping for the low pressure connection. This style is used mainly for smaller-sized pipe where the hub of the flange interferes with drilling and tapping.



WELD IN

This nozzle has a machined ring around the nozzle to allow for external welding to the pipe. The nozzle itself is located entirely within the pipe. It is used with standard pipe tap connections.